

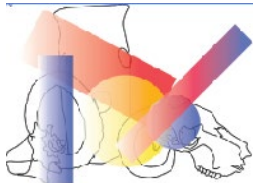
# Art Y7 Autumn Term Project: Still Life and Fernand Leger

## 1) Observational drawing.



**Observational drawing** links to **GCSE AO3: Recording Observations** and is the key competency for all further studies and careers in visual art and design.

## 5) Developing a ground for your painting using gradients and glazes.



**Key skills and Processes:** Observational drawing, developing compositions, collage, watercolour painting, and working with scale.

**HW1 : Sweet Drawing week Sept 11th**

**HW2: Collage 30th October**

## 2) Developing Studies in the style of Fernand Leger



Transcribing artist work connects directly to **GCSE AO1: Develop ideas** through investigations, demonstrating critical understanding of sources. Contextualising work is a key element of the creative process.

## 4) Watercolour techniques



Experimenting and refining work through the exploration of different materials and processes is a core creative strategy in art and design and links directly to **GCSE AO2**.

## 6) Using ink to develop your composition and to make connections with the artist.



## Keywords:

Line Contour Tone Shade Contrast Gradient  
Primary Colour Secondary Colour Gradient  
Composition Scale

## 3) Working with scale

Links to **GCSE AO3**, as well as being essential skill for further study and careers in this area. These skill are also useful in construction and manufacturing.





# Art Y7 Spring Term Project: Figures In Motion

## 1) Figure Composition


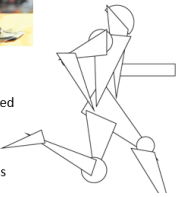


**Learning Objectives:**


- Transform your figure using Geometry.

Use a ruler and a compass to make geometric simplified version of your figure in action.

Make sure that your shapes overlap.



Cut out the circles and glue them down to form a target pattern




## 2) Developing an understanding of depicting anatomy, geometry and movement.

Students will create a collage using geometric shapes  
SEN students will have pre-cut shapes.

**Homework :**  
This mini project will be started in class and focus on describing movement through colour.

**A01- A04** with supported materials for SEN students.




## 4) A01 Artists Research

Investigate and analyse the work of Sonia Delaunay. Develop ideas through investigations, demonstrating critical understanding of sources. Contextualising work is a key element of the creative process



**S+C**  
Emphasis on markmaking and pattern in scraper sheet



## 5) Final Response

Students will use their wax scraper sheet to create an image of their athlete with a background of Delaunay inspired shapes.

**A04:** Direct link to GCSE - present a personal and meaningful response that realises intentions and demonstrates an understanding of visual language.



## Key Skills and Processes :

Drawing and analysing the figure, sgraffito, collage.

Developing an understanding of abstraction

Cross curricular links to Maths, Science and PE.


Exploring colour, shape and composition through a variety of media.



**S+C**

**A02** Exploring and refining materials. **A04** Final response :

Using new skills developed in this project to create a low-relief cardboard sculpture. A useful skill for Further Education, Careers in 3/D constructions. Eg. Engineering



**Keywords :**

**Abstract, Collage, composition, pattern, contrast, texture, mark, proportion, anatomy, movement, motion, scraper sheet, Low relief sculpture.**

Transcribing artist's work connects directly to GCSE.

**A01 :** develop ideas through investigations and demonstrating critical understanding of sources.

Contextualizing work is a key element of the creative process and essential for further study/careers.

## 3) Investigating and exploring colour theory

Use a range of materials to explore colour theory, rhythm and balance.

Students will create a wax scraper sheet based on their investigations of the artist's work SEN students will have supported materials

**A02 :**Investigate and explore materials directly impacts learning at KS4 and is a necessary tool in Careers in Art and Design



# Art Y7 Summer Term Project: Indigenous Australian Art

Key Words :

**Abstract, composition, pattern, contrast, texture, Tessellation, mark , proportion, anatomy, low relief sculpture.**

## 1) Observational drawing.

**A03:** Recording / Analytical Drawing. Key skill to all further studies and careers in Visual Arts and Design



Developing studies based on Aboriginal Art



Transcribing artist work connects directly to GCSE AO1: Develop ideas through investigations, demonstrating critical understanding of sources. Contextualising work is a key element of the creative process.



- Trace image and transfer to print Block with a sharp point.



- Once your reptile is transferred work into the image with dots, pattern and shading

Fill 75% of the print



## 2) Exploring materials- Printmaking

Experimenting and refining work through the exploration of different materials and processes is a core creative strategy in art and design and links directly to GCSE AO2.


Learning Objectives:



- Use collage to reconfigure Your reptile.
- Mix and match your different Prints.



Exploring print and then using print prints to create collage. AO2.



## 5) Glazing ceramics exploring colour and pattern.

Using glaze to explore colour and pattern.

1) Roll, trace, transfer and crop.



2) Make a pinch pot for slip, fold a slab of clay to make a coil.



3) Smooth edges on coil, gently roll with finger tips thinner at one end.



## 3) Exploring process making collages from prints- iterations of designs.

Homework :



Homework Exploring shape, tessellation and pattern. Students will cut out the lizard template and use it to create a repeating tessellation.

## Key Skills and Processes :

Observational drawing, Experimenting with pattern, printmaking, ceramics. Cross curricular links to Maths, Science and History. Exploring colour, shape and composition through a variety of media.

## 4) Creating a Bas relief of reptile drawing. Using ceramic techniques.

Y7: Aboriginal Clay Tiles

- Fill in your background with echoing Aboriginal style pattern.
- Continue to refine the surface.

